


Mme Nicholson's Home Learning Packet → January 24th - 28th



In this packet there are a variety of activities for Math and French. Many of the activities in last week's packet, as well as this week's, are NEW and have not been explicitly taught in class.

Please save all work completed so that you can return it to me. If you would prefer, you can take pictures of the work and email it to me. *Assessment questions are included*

At the end of the packet, there are activities from the specialty teachers (music and phys. ed.)

As always, let me know if there is anything I can do to help. 😊

Class website:

<https://mlenicholson.weebly.com/>

Mme Nicholson's YouTube channel:

<https://www.youtube.com/channel/UCQkvnvJi5giuQqny2CTWlbg>

Math

1) Is this a week? Circle yes or no. (Est-ce que c'est une semaine?)

Isabelle stayed home for 5 days. Isabelle était à la maison pour 5 jours.	Oui	Non
Mme Nicholson stayed at school for 9 days. Mme Nicholson a resté à l'école pour 9 jours.	Oui	Non
I started my work on Tuesday and worked on it until the next Tuesday. J'ai commencé mon travail mardi et j'ai continué ce travail jusqu'au prochain mardi.	Oui	Non
My friend visited me Thursday, Friday, and Saturday. Mon ami m'a visité jeudi, vendredi et samedi.	Oui	Non

2) Write the months in order (Mets les mois dans le bon ordre).



décembre	mars	septembre	mai
juin	février	octobre	juillet
novembre	avril	janvier	août

3) Writing the date (Écris la date)

Aujourd'hui c'est le _____











Hier c'était le _____

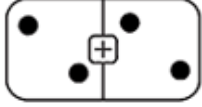
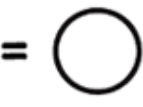
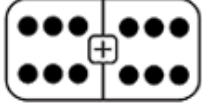
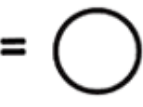
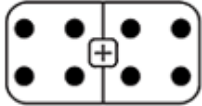
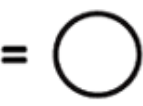
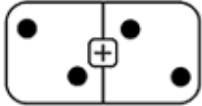

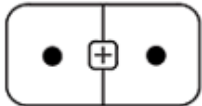
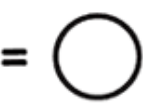
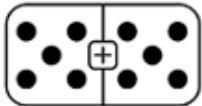
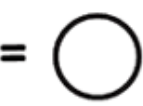
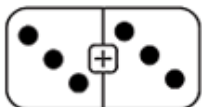
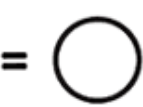
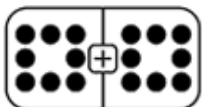
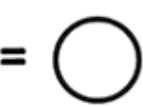
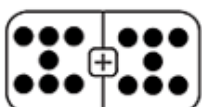

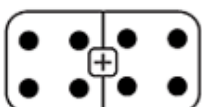
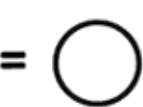
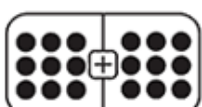
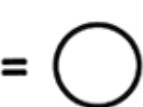
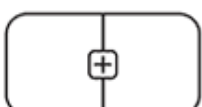
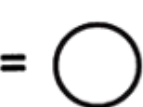
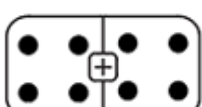
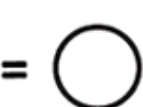
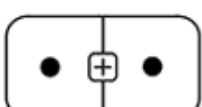

Demain sera le _____

4) Friends of 10 (Les amis de 10)

$2 + \square = 10$		$4 + \square = 10$
$6 + \square = 10$		$5 + \square = 10$
$3 + \square = 10$		$8 + \square = 10$
$7 + \square = 10$		$9 + \square = 10$
$1 + \square = 10$		$0 + \square = 10$

5) Doubles (There are new songs and games on the website for this)

				
$1+1=2$	$2+2=4$	$3+3=6$	$4+4=8$	$5+5=10$
				
$6+6=12$	$7+7=14$	$8+8=16$	$9+9=18$	$10+10=20$

	$=$			$=$	
	$=$			$=$	
	$=$			$=$	
	$=$			$=$	
	$=$			$=$	
	$=$			$=$	
	$=$			$=$	

Math Assessment Questions - Do without any help

1) Which day comes next? (Quel est le prochain jour?)

mardi, mercredi, _____

samedi, dimanche, _____

jeudi, vendredi, _____



2) Which month comes next? (Quel est le prochain mois?)

janvier, février _____

mai, juin, _____

octobre, novembre, _____

3) Friends of 10 - fill in the number that is missing



French

1) Sound of the week: au/eau (sounds like "o")

Listen to the video of me reading the message. Look for and circle the sound o/au/eau.
Écoute la vidéo du message. Cherche le son o/au/eau.

Georges Coq et petit Olivier



au eau

La fête surprise

C'est l'anniversaire d'Olivier aujourd'hui. En arrivant à l'école, il enlève son manteau et son beau chapeau. Il met ses chaussures.

Olivier entre en classe et les amis crient **SURPRISE!**

Son professeur, George Coq, lui a préparé une fête. Très haut au mur, il y a beaucoup de décorations. Au mur, il y a aussi des ballons. Que c'est beau!

Georges Coq lui a acheté de nouveaux ciseaux. Lucie Tortue lui a acheté un petit dinosaure et un autre ami lui offre une petite auto de course. Bonne fête Olivier!

2) Write the words that you found in the message here.

Écris les mots que tu as trouvé dans le message :

les mots avec o	les mots avec au	les mots avec eau

- 3) Correct the spelling of the words below (look in the message if you want)
Corrige les mots (regarde dans le message si tu veux)

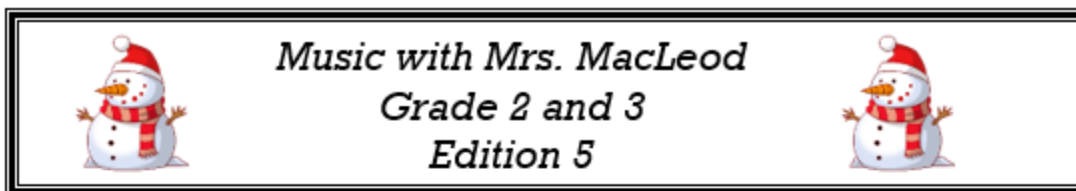
ss i au	eau b
ch eau p a	oup b eau c

- 4) High frequency words: Continue to practice grade 1 words if you are still finding some difficult. We will start grade two words when we are back in person next week! 😊😊😊

a	bonne	doit	frère
à	ce	donne	garçon
aime	c'est	donner	grand
aller	cet	dors	grande
ami	cette	dort	gros
amie	chaque	du	grosse
animal	chat	eau	ici
ans	chaud	école	il
après	chez	elle	ils
arbre	chien	elles	il y a
au	combien	en	j'ai
aujourd'hui	comme	entre	j'aime
aussi	comment	et	je
auto	court	est	joue
autre	courir	est-ce que	jouer
avec	dans	être	la
beau	danse	faire	le
beaucoup	de	fais	les
belle	des	fait	lit
bien	deux	famille	lu
bon	devant	filles	ma
bonjour	dit	fort	mais

maison	petit	sont	vois
malade	petite	suis	voit
maman	peut	sur	vont
mange	peux	ta	yeux
manger	plus	tes	
marche	pour	ton	
me	porte	tous	
mes	prend	tout	
moi	prends	toute	
mon	prendre	trop	
ne	quand	tu	
non	que	tu as	
on	quel	tu es	
ont	quelle	un	
ou	quoi	une	
oui	regarde	va	
page	sa	vais	
papa	sac	veut	
par	se	veux	
parce que	ses	viens	
pas	soeur	vient	
pendant	son	voici	

- 5) Reading: Log on to Raz-Kids and listen to or read a French story. **Students should be practicing French reading as much as possible, even if it is just following along while listening to a book.**
- 6) Reading: Read the message (La fête surprise) with me. Listen to me reading it multiple times if you need to. Try to read it on your own.

Music (Mrs. MacLeod)

Hi everyone,
It is so exciting to think that you are going to be back at MCS next week. I can't wait to see all your smiling faces and hear all the instruments being played. It will be an exciting day. Have fun with this week's activities and send me an email to let me know how you are doing.
Mrs. MacLeod



karyn.macleod@nbed.nb.ca

YOUTUBE

Here is a link that is going to take you to YouTube. You are going to listen to another Music teacher read a story called Drum Dream Girl. This is a true story of a little girl from Cuba who wanted to learn to play the drums, but in her country only boys were allowed to play the drums. Listen to how she changed people's minds. You are going to be able to tap some rhythms while you listen to the story.

DRUM DREAM GIRL
https://www.youtube.com/watch?v=F_Qezpu9yuY

Make Your Own Rhythm

Use the boxes below to create your own rhythms using ta, titi, two-oo and sh.
Remember, a two-oo will need two boxes because it is a long note. Play your rhythms on your own homemade drum or on the table.

January 24, 2022

MCS Physical Education Distance Learning Jan 2022



Take It Outside

With the snow now, go outside and play in it. Pick a few of these to enjoy.

- Sliding
- Snowshoe
- Shoveling
- Skating
- Climb a snowbank
- Hike in the Woods
- Catch snowflakes
- Snow Soccer
- Roll in the snow
- Watch the clouds

Find & Do Outside Activities

- Find something to jump over _____
- Find something to crawl under _____
- Find something to throw overhand _____
- Find something to climb _____
- Find something to kick high in the air _____
- Find something to run a lap around _____
- Find something to balance on _____
- Find something to knock over with a ball _____
- Find something to catch (example- balls, snowflakes) _____
- Find something to ride for 10 minutes _____
- Find something to balance on your head as you walk to the end of your drive way and back _____
- Find something to skip around _____

ONLINE WORK OUTS

A favourite workout program of mine is the Beachbody series. The link below leads to many free videos which are led by American instructors. Pick and choose different ones. Can you complete an entire video.

[Beachbody Kids Workouts on Vimeo](https://vimeo.com/showcase/6880106)
https://vimeo.com/showcase/6880106

Physical Activity Creativity Challenges

Make It up Monday: Make your own bowling alley with non-breakable objects from around your house.

Try It Tuesday: Create your own obstacle course.

White Wednesday: Get outside to slide, hike, climb, play.

Target Thursday: Set up targets and practice tossing a pair of socks or a ball of paper to knock them over or land inside of a target.

Family Fun Friday: Dance to a favourite song. Who has the best dance moves?

Optional math colouring sheet:

1-10

LES CHIFFRES ET NOMBRES

un	un	deux	trois	deux	quatre	quatre	quatre	un	un
un	trois	trois	deux	deux	trois	quatre	deux	trois	un
deux	deux dix	neuf	quatre	quatre	deux	trois	neuf	quatre dix	deux
quatre	neuf	quatre	deux	trois	quatre	deux	deux	neuf	deux
trois	deux	neuf	dix	deux	trois	dix	neuf	deux	trois
trois	six	trois	deux	quatre	trois	deux	deux	six	deux
sept	quatre	huit	huit	huit	huit	huit	huit	quatre	sept
trois	deux	deux	cinq	cinq	cinq	cinq	deux	deux	deux
un	trois	deux	deux	cinq	cinq	quatre	deux	trois	un
un	un	deux	quatre	quatre	deux	trois	quatre	un	un

COLORIE SELON LES CODES POUR DÉCOUVRIR CE QUI CACHE DANS LE DESSIN.



violet - 1

bleu - 6, 7

jaune - 2, 3, 4

blanc - 8

rouge - 5

noir - 9, 10