

Mme Nicholson's Home Learning Packet → January 17th - 21st



In this packet there are a variety of activities for Math and French. At the end of the packet, there are activities from the specialty teachers. Please save all work completed so that you can return it to me. If you would prefer, you can take pictures of the work and email it to me. As always, let me know if there is anything I can do to help. 😊

Class website:

<https://mlenicholson.weebly.com/>

Mme Nicholson's YouTube channel:

<https://www.youtube.com/channel/UCQkvnvJi5giuQqny2CTWlbg>

Math

- 1) Chaque jour, pratique la date pour aujourd'hui, hier, et demain.
Each day, use the calendar to practice saying the date for today, yesterday, and tomorrow.

Ex: Aujourd'hui c'est le lundi, 17 janvier, 2022.

Hier était le dimanche, 16 janvier, 2022.

Demain sera le mardi, 18 janvier, 2022.

janvier 2022						
dimanche	lundi	mardi	mercredi	jeudi	vendredi	samedi
						1
2	3	4	5	6	7	8
9	10	11	12	13	14	15
16	17	18	19	20	21	22
23	24	25	26	27	28	29
30	31					

- 2) Find and circle the following dates on the calendar:
 Quel est le dernier jour en janvier? *What day of the week is the last day of January?*
 Quelle est la date du 3^e vendredi en janvier? *What date is the 3rd Friday in January?*
 Quelle est la date du 2^e samedi en janvier? *What date is the 2nd Saturday in January?*
 Quel jour est le 26 janvier? *What day of the week is January 26?*
- 3) Listen to songs on our website to help with the days and months
<https://mlenicholson.weebly.com/french-songs.html>
- 4) Chaque jour, nommez les jours de la semaine en ordre
Each day practice naming the days of the week in order (in French)
 (Cut out these cards to practice mixing them up and putting back in order)



lundi	mardi	mercredi
jeudi	vendredi	samedi
dimanche		

5) Chaque jour, nommez les mois de l'année en ordre.

Each day practice naming the months of the year in order (in French)

(Cut out these cards to practice mixing them up and putting back in order)



janvier	février	mars
avril	mai	juin
juillet	août	septembre
octobre	novembre	décembre

This side is blank so that you can cut out the days and months on the other side

6) Complète le tableau/ Complete the table :


Exemple →

hier	aujourd'hui	demain
dimanche	lundi	mardi
	mardi	
	mercredi	
	jeudi	
	vendredi	
	samedi	
	dimanche	

7) Les amis de 10/Friends of 10 → Practice naming the facts that are friends of 10.

There are new songs and games on the class website to practice this

Friends of Ten



0 1 2 3 4 5

0 + 10 = 10

1 + 9 = 10

2 + 8 = 10

3 + 7 = 10

4 + 6 = 10

5 6 7 8 9 10

10 + 0 = 10

9 + 1 = 10

8 + 2 = 10

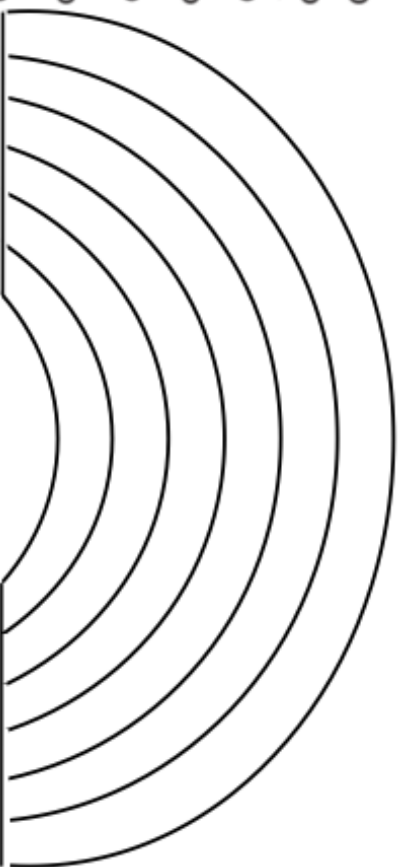
7 + 3 = 10

6 + 4 = 10

5 + 5 = 10

© Dandelion Wishes

Arce-en-ciel à 10



0 1 2 3 4 5

5 6 7 8 9 10

Quelles
sont les
façons de
faire 10?


- $_ _ = _ _$
- $_ _ + _ _ = _ _$
- $_ _ - _ _ = _ _$
- $_ _ + _ _ = _ _$
- $_ _ - _ _ = _ _$
- $_ _ + _ _ = _ _$
- $_ _ - _ _ = _ _$
- $_ _ + _ _ = _ _$
- $_ _ - _ _ = _ _$

© Teaching with a Mountain View

MAKING 10

Name: _____

Complete the friends of 10 rainbow to help you make 10 as many ways as you can below!



1	9	3	4	6	2	8	9
2	8	7	0	8	1	5	5
5	0	6	10	7	9	10	0
5	3	1	2	3	8	2	8
1	7	9	5	6	4	2	5
4	6	3	3	1	8	7	5
0	5	7	10	10	0	4	6
9	1	7	2	8	3	9	1

© Teaching with a Mountain View

French

- 1) High frequency words: Pick a row or column of words each day to practice. You can listen to me reading these words on the website. <https://mlenicholson.weebly.com/high-freq-words.html>

a	bonne	doit	frère
à	ce	donne	garçon
aime	c'est	donner	grand
aller	cet	dors	grande
ami	cette	dort	gros
amie	chaque	du	grosse
animal	chat	eau	ici
ans	chaud	école	il
après	chez	elle	ils
arbre	chien	elles	il y a
au	combien	en	j'ai
aujourd'hui	comme	entre	j'aime
aussi	comment	et	je
auto	court	est	joue
autre	courir	est-ce que	jouer
avec	dans	être	la
beau	danse	faire	le
beaucoup	de	fais	les
belle	des	fait	lift
bien	deux	famille	lu
bon	devant	fille	ma
bonjour	dit	fort	mais

maison	petit	sont	vois
malade	petite	sus	voit
maman	peut	sur	vont
mange	peux	ta	yeux
manger	plus	tes	
marche	pour	ton	
me	porte	tous	
mes	prend	tout	
moi	prends	toute	
mon	prendre	trop	
ne	quand	tu	
non	que	tu as	
on	quel	tu es	
ont	quelle	un	
ou	quoi	une	
oui	regarde	va	
page	sa	vais	
papa	sac	veut	
par	se	veux	
parce que	ses	viens	
pas	soeur	vient	
pendant	son	voici	

2) Try to read each sentence and draw a picture to go with it. (Some are more difficult)

Isabelle a un chat.	Mon papa a une auto.
Je marche avec mon chien.	Tu veux manger les bonbons.
Mme Nicholson marche sur la table et dit « bonjour » à une fille.	Banner court dans la classe et il dort avec une petite banane.

3) Reading: Log on to Raz-Kids and listen to or read a French story. If you forget how to log in, send me an email.



MCS Technology Jan 17-21

This week we are going to work on getting familiar with a keyboard, finding the letters and typing.

<https://www.how-to-type.com>
This is another great website for learning to type.

<https://www.education.com/games/typing>

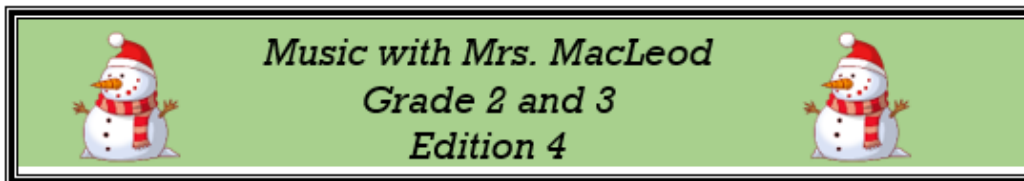
Go to the above website. From there you can choose the grade level on the left hand side, and what you would like to work on. You can choose single letters, letter rows, words, sentences and paragraphs.



For grades K-2 use the games to try and locate the letters on the keyboard. Grades 3-5 try and use proper finger placement for typing.

<https://www.youtube.com/watch?v=BqKm9piuORo>
Go to the link above for a video about typing.

Music (Mrs. MacLeod)



Hi everyone,
I miss you so much and wish that we were at MCS. We would be singing and dancing and having so much fun. You get to include your parents in all the fun now though. Get your mom and dad to keep the beat and play with rhythm sticks (or pencils).
Mrs. MacLeod



karyn.macleod@nbed.nb.ca

MUSICPLAYONLINE

You are going to create some rhythms this week. Click on level 1, 2 or 3. Then click on the note that you want in each box. When each box is full, you can pick an instrument, above the box, to play the rhythm for you. Copy and paste the link into your browser. Click on "A STUDENT" and then on "ACCESS SOME FUN". If this doesn't work, type in code K348261.

RHYTHM COMPOSITION

https://musicplayonline.com/toolbox/rhythm-composition_trashed/?my_access_code=K348261

A Few More Activities

Make Your Own Instrument

Using a paper towel roll or a toilet paper roll, create your own shaker. Cover the ends with paper or plastic wrap and fill it with beads or rice or tiny rocks. Use this instrument to play some rhythms that you create using the [musicplay](https://musicplayonline.com) website.

DOWN BY THE BAY

Follow the link provided below to listen to the book *Down by the Bay*. You can sing along (or add an echo) as the lady sings. You can also follow along with the clapping pattern: sh sh ta ta.

<https://www.youtube.com/watch?v=xJY-RXO7KUO>

MUSICAL FRUIT

This video link below starts out easy and then gets more difficult. There are going to be notes that we haven't even talked about before in the video. Don't worry about the note names...say the name of the fruit that is pictured. (ex: pear apple watermelon plum)

https://www.youtube.com/watch?v=71fkBqZ_4K8